

LANDSCAPEDEPOT Urban Ireland


Landscape Products for Sustainable Cities

SAFE EDGE L-PROFILE Lawn and Path Edging

Description:

A modern and versatile solution for the provision of straight or multi-curved delineations to separate planted areas from lawns, or to create paths or walkways through landscape areas.

The simplicity and economy of installation makes SAFE EDGE L Profile an ideal choice for an efficient, professional, contemporary finish.




Applications:

- Gravel Pathways
- Soft Landscaping
- Lawns and Borders
- Paving
- Curved edges
- Extremely curved edges

Features:

- Galvanised steel
- Painted finish
- 2 colour options
- Easy installation
- Long lasting
- 14 fixing positions
- 3 fixings included
- Available in 2 heights
- Rolled top for safety




LANDSCAPEDEPOT Urban Ireland

W: landscapedepoturbanireland.ie

E: Info@landscapedepot.ie

Ph: 01 4512608

Landscape Depot Urban Ireland
Ballymana Lane
Kiltipper
Dublin 24
D24 T9FE



LANDSCAPEDEPOT Urban Ireland

Landscape Products for Sustainable Cities


SAFE EDGE L-PROFILE Lawn and Path Edging

Specifications:

Length	Height	Thickness	Weight/Length	Stakes/Length
2,24 lm	50 mm	1,25 mm / 2,5 mm at the top	1,8 kg	3
2,24 lm	100 mm	1,25 mm / 2,5 mm at the top	2,85 kg	3

Composition : Galvanized steel - DX51DZ275 - galvanization thickness from 16 to 22 μ

Colours:



Galvanised



Brown



Corten




A



Dimensions :
A50mm x B50mm
or
A100mm x B50mm

Joiner



LANDSCAPEDEPOT Urban Ireland

W: landscapedepoturbanireland.ie
E: Info@landscapedepoturbanireland.ie
Ph: 01 4512608

Landscape Depot Urban Ireland
Ballymana Lane
Kiltipper
Dublin 24
D24 T9FE